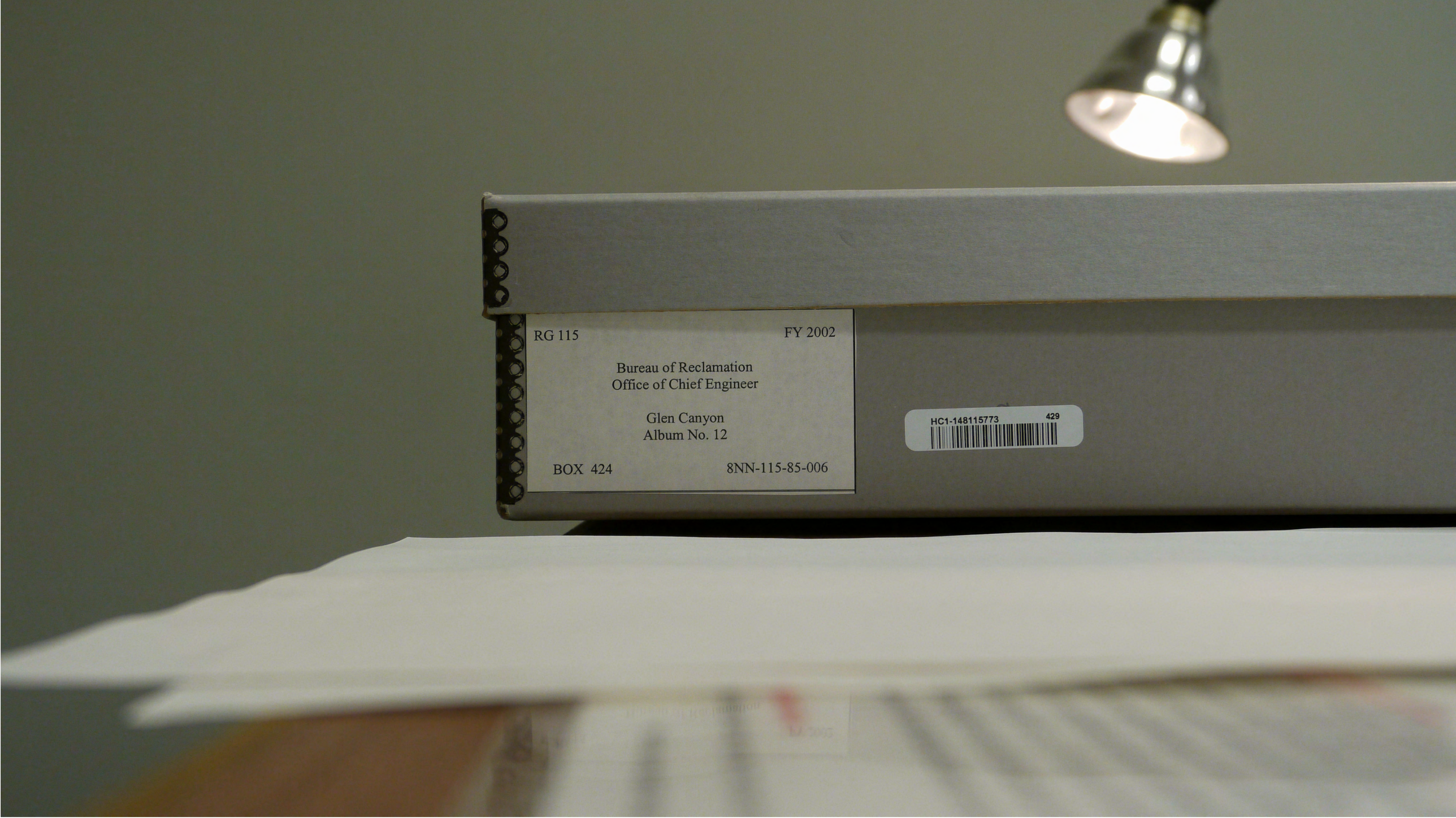
RG 115
FY 2002
Bureau of Reclamation
Office of Chief Engineer
Glen Canyon
Album No. 12
BOX 424
8NN-115-85-006
HC1-148115773
429



P 557-420-9621
NA

Glen Canyon Unit--C.R.S.P.
View southwestward. Morgan Equipment Company, conductor reel stands with back view of Morgan Equipment Company tension machine in left background. Contractor: Ets-Hokin and Galvan, Inc., Contract No. 14-06-D-4428. Specs. No. DC-5766. Feature: Glen Canyon-Flagstaff 345-KV Transmission Line.

3-26-64 F. Finch



P 557-420-9625 Glen Canyon Unit--C.R.S.P.
NA Morgan Equipment Company conductor pulling machine. One-half-inch 7-strand uncoated steel strand being used for pulling line. Contractor: Ets-Hokin and Galvan, Inc. Contract, No. 14-06-D-4428. Specs. No. DC-5766. Feature: Glen Canyon-Flagstaff 345-KV Transmission Line. 3-26-64 F. Finch



P 557-420-9626
NA

Glen Canyon Unit--C.R.S.P.
Half track type equipment used for sleeving of conductor and overhead ground wires. Winch on front is used to hold conductors under tension while sleeves are being made. Note Alcoa 100-ton Model H2H hydraulic compressor mounted at left rear of truck bed. Contractor: Ets-Hokin and Galvan, Inc. Contract No. 14-06-D-4428. Specs. No. DC-5766. Feature: Glen Canyon-Flagstaff 345-KV Transmission Line.

3-26-64 F. Finch



P 557-420-9627
NA

Glen Canyon Unit--C.R.S.P.
View of the dam from upstream with bridge and switchyard in background. Contractor: Merritt-Chapman and Scott Corp., Contract No. 14-06-D-2403. Specs. No. DC-4825. 4-2-64 A. E. Turner



P 557-420-9628 Glen Canyon Unit--C.R.S.P.
The thrust collar is being lowered onto the shaft of generator in Unit 1.
Contractor: General Electric Company, Contract No. 14-06-D-3876.
Invitation No. DS-5522. 4-2-64 A. E. Turner



P 557-420-9629
NA

Glen Canyon Unit--C.R.S.P.
View of switchyard looking northward toward Beehive. 230-KV oil circuit breakers in center of picture. Contractor: Ets-Hokin and Galvan, Inc., Contract No. 14-06-D-4429. Specs. No. DC-5750.
Contractor: Ets-Hokin and Galvan, Inc., Contract No. 14-06-D-4429. Specs. No. DC-5750.
A. E. Turner
4-2-64



P 557-420-9637 Glen Canyon Unit--C.R.S.P.
NA Epoxy bonded concrete repair of the invert of the right spillway. Contractor: Merritt-Chapman and Scott Corp., Contract No. 14-06-D-2403. Specs. No. DC-4825. 3-30-64 A. E. Turner



P 557-420-9673 Glen Canyon Unit--C.R.S.P.
NA View of the dam from upstream with bridge and switchyard in the background. Contractor: Merritt-Chapman and Scott Corp. Contract No. 14-06-D-2403. Specs. No. DC-4825. 4-9-64 A. E. Turner

P 557-420-9673
NA

Glen Canyon Unit--C.R.S.P.
View of the dam from upstream with bridge and switchyard in the background. Contractor: Merritt-Chapman and Scott Corp. Contract No. 14-06-D-2403. Specs. No. DC-4825. 4-9-64 A. E. Turner



P 557-420-9674
NA

Glen Canyon Unit--C.R.S.P.
View looking over the Unit 2 generator at Unit 1. Thrust collar in place on shaft of Unit 1 generator and electrical make-up in progress on joint sections of the Unit 2 stator. Contractor: General Electric Company, Contract No. 14-06-D-3876. Invitation No. DS-5522. 4-9-64 A.E.Turner



P 557-420-9675
NA

Glen Canyon Unit--C.R.S.P.
View of switchyard showing take-off structures in the 230-KV area. Glen Canyon-Shiprock 230-KV Transmission Line approach span attached to structure in background and stringing of approach span for the Utah Power and Light Company. No. 1 230-KV line in foreground. Contractor: Ets-Hokin and Galvan, Inc. Contract No. 14-06-D-4425. Specs. No. DC-5750. 4-9-64 A. E. Turner



P 557-420-9677 Glen Canyon Unit--C.R.S.P.
NA Excavation in intake of right spillway. Contractor: Merritt-Chapman and Scott Corp., Contract No. 14-06-D-2403. Specs. No. DC-4825. 4-9-64 A. E. Turner



P 557-420-9679 Glen Canyon Unit--C.R.S.P.
Rim towers C1-T1, C2-T2 and C3-T1 under erection on the right canyon rim. Contractor: Ets-Hokin and Galvan, Inc. Contract No. 14-06-D-4429. Specs. No. DC-5750. 4-9-64 A. E. Turner

NA

Corp. Contract No. 14-06-D-2403. Specs. No. DC-4825.

4-16-64

A. E. Turner



P 557-420-9688
NA

Glen Canyon Unit--C.R.S.P.
Generator No. 1 in the powerplant with housing installed except for hatch plates. Contractor:
General Electric Company, Contract No. 14-06-D-3876. Invitation No. DS-5522. 4-16-64 A. E. Turner



P 557-420-9687 Glen Canyon Unit--C.R.S.P.
NA View of the dam from upstream with switchyard in background. Contractor: Merritt-Chapman and Scott
Corp. Contract No. 14-06-D-2403. Specs. No. DC-4825. 4-16-64 A. E. Turner



P 557-420-9689 Glen Canyon Unit--C.R.S.P.
NA View of the switchyard with autotransformer KU5A1 set in place in the 345/230 yard. Contractor: Ets-Hokin and Galvan, Inc. Contract No. 14-06-D-4429, Specs. No. DC-5750. 4-16-64 A. E. Turner

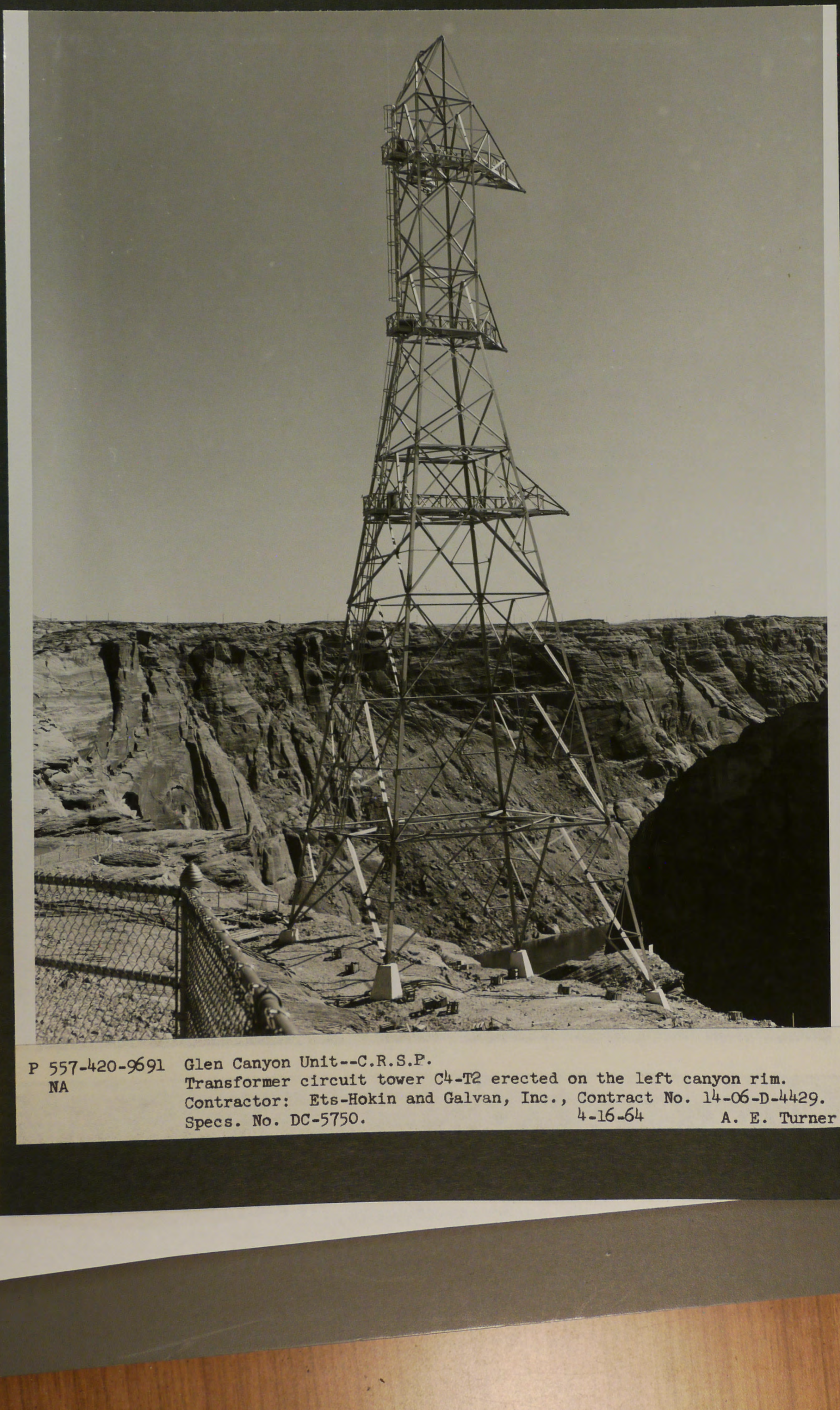

P 557-420-9691 Glen Canyon Unit--C.R.S.P.
NA Transformer circuit tower C4-T2 erected on the left canyon rim.
Contractor: Ets-Hokin and Galvan, Inc., Contract No. 14-06-D-4429.
Specs. No. DC-5750. 4-16-64 A. E. Turner

NA

View of the dam from upstream. Note dismantling of the batch plant at right. [illegible]
Chapman and Scott Corp. Contract No. 14-06-D-2403. Specs. No. DC-5825. 4-23-64 A. E. Turner



P 557-420-9701 Glen Canyon Unit--C.R.S.P.
NA
Lower bearing bracket for generator No. 3. The bracket has been alined and grouted in place.
Contractor: General Electric Company. Contract No. 14-06-D-3876. Invitation No. DS-5522.
4-23-64
A. E. Turner



P 557-420-9700
NA

Glen Canyon Unit--C.R.S.P.
View of the dam from upstream. Note dismantling of the batch plant at right. Contractor: Merritt-Chapman and Scott Corp. Contract No. 14-06-D-2403. Specs. No. DC-5825. 4-23-64 A. E. Turner



P 557-420-9707
NA

Glen Canyon Unit--C.R.S.P.
Fixed wheet Gate No. 8 being lowered over the left canyon rim.
4-17-64

A. E. Turner



P 557-420-9702 Glen Canyon Unit--C.R.S.P.
NA Autotransformers KU5A1, KU5A2 and KU5A3 set in place in the 345/230-KV area of the switchyard.
Contractor: Ets-Hokin and Galvan, Inc., Contract No. 14-06-D-4429. Specs. No. DC-5750.
4-23-64 A. E. Turner



P 557-420-9709 Glen Canyon Unit--C.R.S.P.
NA Fixed wheel Gate No. 8 being lowered over the left canyon rim.
Contractor: Merritt-Chapman and Scott Corp., Contract
No. 14-06-D-2403. Specs. No. DC-4825. 4-17-64 A. E. Turner



P 557-420-9711
NA

Glen Canyon Unit--C.R.S.P.
Fixed wheel Gate No. 8 being moved to its position in Block 7 by the 165-ton gantry crane. Contractor: Merritt-Chapman and Scott Corp. Contract No. 14-06-D-2403. Specs. No. DC-4825. 4-20-64 F. Finch



P 557-420-9712
NA

Glen Canyon Unit--C.R.S.P.
Fixed wheel Gate No. 8 being lowered into its position by the 165-ton gantry crane. Contractor: Merritt-Chapman and Scott Corp. Contract No. 14-06-D-2403. Specs. No. DC-4825. 4-20-64 A. E. Turner

NA View of the dam from upstream. Note that stop log guides [illegible]
Contractor: Merritt-Chapman and Scott Corp. Contract No. 14-06½D-2403. Specs. No. DC-4825.
4-30-64 A. E. Turner



P 557-420-9717 Glen Canyon Unit--C.R.S.P.
NA One 120° Section of the generator stator in place in Unit 1. Contractor: General Electric Company,
Contract, No. 14-06-D-3876. Invitation No. DS-5522. 4-30-64 A. E. Turner



P 557-420-9716 Glen Canyon Unit--C.R.S.P.
NA View of the dam from upstream. Note that stop log guides have been painted in Blocks 7, 9, 10 and 12.
Contractor: Merritt-Chapman and Scott Corp. Contract No. 14-06½D-2403. Specs. No. DC-4825.
4-30-64 A. E. Turner



P 557-420-9718 Glen Canyon Unit--C.R.S.P.
NA View through the switchyard from the 345/230-KV area. Contractor: Ets-Hokin and Galvan, Inc.,
Contract No. 14-06-D-4429. Specs. No. DC-5750. April 30, 1964 A. E. Turner

Contractor: Merritt-Chapman and Scott Corporation,
4-29-64 A. E. Turner



P 557-420-9720 Glen Canyon Unit--C.R.S.P.
NA View taken April 29, 1964, showing from left to right, the condition of the natural sand and heavy-media sand stockpiles. During the period from March 26 through April 25, 1964, 309 cubic yards of concrete were placed requiring a total of 299 tons of heavy-media sand. No natural sand was used. This is the final photograph of this series. Contractor: Merritt-Chapman and Scott Corporation, Contract No. 14-06-D-2403. Specs. No. DC-4825.
4-29-64 A. E. Turner



P 557-420-9719
NA

Glen Canyon Unit--C.R.S.P.
View taken April 29, 1964, showing the condition of all coarse aggregate stockpiles. During the period from March 26 through April 25, 1964, 309 cubic yards of concrete were placed requiring a total of 299 tons of coarse aggregate, all sizes. This is the last photograph of this series.
Contractor: Merritt-Chapman and Scott Corporation, Contract No. 14-06-D-2403. Specs. No.DC-4825.
4-29-64
A. E. Turner



P 557-420-9726
NA

Glen Canyon Unit--C.R.S.P.
View of the dam from upstream. Note fixed wheel Gates 4 and 3 setting on the dam on Blocks 5 and 6 before being moved to their positions in Blocks 13 and 15 respectively. Contractor: Merritt-Chapman and Scott Corp. Contract No. 14-06-D-2403. Specs. No. DC-4825. 5-7-64 A. E. Turner



P 557-420-9727 Glen Canyon Unit--C.R.S.P.
NA Generators 1 and 2 in the power plant. Contractor: General Electric Company, Contract No. 14-06-D-3876. Invitation No. DS-5522.
5-7-64 A. E. Turner



P 557-420-9728 Glen Canyon Unit--C.R.S.P.
NA Looking through the switchyard at the 345-KV area. Contractor: Ets-Hokin and Galvan, Inc.,
Specs. No. DC-5750. 5-7-64 A. E. Turner



P 557-420-9734
NA

Glen Canyon Unit--C.R.S.P.
Looking south at structure 0.4, HS-80, Station 20+65. Lineman on left pole drilling hole for lower x-brace. Contractor: Construction Helicopters, Inc., Contract No. 14-06-D-5043. Specs. No. DC-6030. Feature: Glen Canyon-Page 138-KV Transmission Line.
5-7-64

A. E. Turner



P 557-420-9738
NA

Glen Canyon Unit--C.R.S.P.
View of the powerplant and dam from downstream. Note that most of the downstream cofferdam has been removed. Flow over the left deflector bucket is 990 second-feet. Contractor: Merritt-Chapman and Scott Corp., Contract No. 14-06-D-2403. Specs. No. DC-4825. 5-14-64 A. E. Turner

P 557-420-9739 Glen Canyon Unit--C.R.S.P.
NA Generator No. 2 with the upper bearing bracket temporarily set in place. Contractor: General Electric Company, Contract No. 14-06-D-3876. Invitation No. DS-5522. 5-14-64 A. E. Turner



P 557-420-9740 Glem Canyon Unit--C.R.S.P.
NA View of the autotransformers in the 345/230-KV area of the switchyard being erected under supervision of a Westinghouse erecting engineer. Contractor: Ets-Hokin and Galvan, Inc., Contract No. 14-06-D-4429. Specs. No. DC-5750. 5-14-64 A. E. Turner



P 557-420-9739 Glen Canyon Unit--C.R.S.P.
NA Generator No. 2 with the upper bearing bracket temporarily set in place. Contractor: General Electric Company, Contract No. 14-06-D-3876. Invitation No. DS-5522. 5-14-64 A. E. Turner



P 557-420-9756
NA

Glen Canyon Unit--C.R.S.P.
Leithiser tensioning equipment used on stringing conductor on Shiprock-Cortsz and Glen Canyon-Shiprock Extension Lines. Contractor: Reynolds Electrical and Engineering Co., Contract No. 14-06-D-4642. Specs. No. DC-5850. Feature: 230-KV Transmission Lines, Vicinity of Shiprock Substation. May 1964



P 557-420-9759
NA

Glen Canyon Unit--C.R.S.P.
Autotransformer at Shiprock substation. Installing trip, surge tanks, and oil radiators.
Contractor: Reynolds Electrical and Engineering Co., Contract No. 14-06-D-4694. Specs. No.DC-5907.
Feature: Shiprock Substation.
May 1964



P 557-420-9764
NA

Glen Canyon Unit--C.R.S.P.
View of the upstream face and top of the dam. Note enclosures on top of the gate hoist structures in Blocks 7 and 9. Contractor: Merritt-Chapman and Scott Corp., Contract No. 14-06-D-2403. Specs. No. DC-4825. 5-21-64 A. E. Turner



P 557-420-9765
NA

Glen Canyon Unit--C.R.S.P.
View through the 345-KV area of the switchyard. First structure of Glen Canyon-Flagstaff 345-KV Transmission Line in background.
Contractor: Ets-Hokin and Galvan, Inc., Contract No. 14-06-D-4429.
Specs. No. DC-5750. 5-21-64 A. E. Turner



P 557-420-9766
NA

Glen Canyon Unit--C.R.S.P.
View of Generator No. 1 in the powerplant. Contractor: General Electric Company, Contract No. 14-06-D-3876. Invitation No. DS-5522

5-21-64 A. E. Turner



P 557-420-9767
NA

Glen Canyon Unit--C.R.S.P.
View of the T1 towers on the right canyon rim with erection in progress on Tower C1-T1. T2 Contractor: Ets-Hokin and Galvan, Inc. Contract No. 14-06-D-4429. Specs. No. DC-5750.
5-21-64

A. E. Turner



P 557-420-9771 A

Glen Canyon Unit--C.R.S.P.

View of powerplant, dam and reservoir. The reservoir was at elevation 3400 at this time. Contractor: Merritt-Cahpman and Scott Corp. Contract No. 14-06-D-2403. Specs. No. DC-4825. 5-19-64 A. E. Turner



P 557-420-9782
NA

Glen Canyon Unit--C.R.S.P.
Station service transformers and voltage regulators on transformer deck of the powerplant.
Contractor: Ets-Hokin and Galvan, Inc. Contract No. 14-06-D-4429 Specs. No. DC-5750
5-13-64

A. E. Turner



P 557-420-9783 Glen Canyon Unit--C.R.S.P.
NA Installation of isolated phase bus, Units 1 and 2, on transformer deck of powerplant. Contractor: Ets-Hokin and Galvan, Inc. Contract No. 14-06-D-4429. Specs. No. DC-5750. 5-13-64 A. E. Turner



P 557-420-9788 Glen Canyon Unit--C.R.S.P.
NA Pettibone rubber-tired crane supporting 2167 MCM ACSR conductor, in stringing block, while retrieving left phase conductor between Towers No. 6 and 7. Contractor: Ets-Hokin and Galvan, Inc., Contract No. 14-06-D-4428. Specs. No. DC-5766. Feature: Glen Canyon-Flagstaff 345-KV Transmission Line.
5-11-64
A. E. Turner



P 557-420-9789
NA

Glen Canyon Unit--C.R.S.P.
Winding left phase of 2167 MCM ACSR conductor on reel as it is being retrieved, by pulling machine in left foreground. Conductor being removed between towers Nos. 6 and 7 to relocate Tower No. 7, shown, to provide ground clearance at canyon rim. Contractor: Ets-Hokin and Galvan, Inc., Contract No. 14-06-D-4428. Specs. No. DC-5766. Feature: Glen Canyon-Flagstaff 345-KV Transmission Line.
5-11-64
A. E. Turner



P 557-420-9790
NA

Glen Canyon Unit--C.R.S.P.
Peterson Engineering Company pulling machine being used to retrieve left phase of 2167 MCM ACSR conductor from between Towers Nos. 6 and 7 to permit location of Tower No. 7. Contractor: Ets-Hokin and Galvan, Inc., Contract No. 14-06-D-4428. Specs. No. DC-5766. Feature: Glen Canyon-Flagstaff 345-KV Transmission Line.

5-11-64

A. E. Turner



P 557-420-9791 Glen Canyon Unit--C.R.S.P.
NA Left phase 2167 MCM ACSR conductor, from between Towers Nos. 6 and 7, being spooled on reels.
Contractor: Ets-Hokin and Galvan, Inc., Contract No. 14-06-D-4428. Specs. No. DC-5766. Feature:
Glen Canyon-Flagstaff 345-KV Transmission Line. 5-11-64 A. E. Turner



P 557-420-9794
NA

Glen Canyon Unit--C.R.S.P.
View of the upstream face of the dam from the right abutment. Some metal trashracks have been placed on the trashrack structures. Contractor: Merritt-Chapman and Scott Corp. Contract No. 14-06-D-2403. Specs. No. DC-4825
5-27-64 A. E. Turner



dam from the right abutment. Some
placed on the trashrack structures. Con-
Chapman and Scott Corp. Contract No. 14-06-D-2403.
No. DC-4825 5-27-64 A. E. Turner

P 557-420-9795
NA

Glen Canyon Unit--C.R.S.P.
Thrust bearing oil cooling unit being installed on Generator No. 1. Contractor: General Electric Company, Contract No. 14-06-D-3876. Invitation No. DS-5522.
5-27-64 A. E. Turner



P 557-420-9796
NA

Glen Canyon Unit--C.R.S.P.
Unit No. 8 of the powerplant with concrete placed to elevation 3160.69. Contractor: Ets-Hokin and Galvan, Inc. Contract No. 14-06-D-4429. Specs. No. DC-5750.
5-27-64 A. E. Turner



P 557-420-9795 Glen Canyon Unit--C.R.S.P.
NA Thrust bearing oil cooling unit being installed on Generator No. 1. Contractor: General Electric Company, Contract No. 14-06-D-3876. Invitation No. DS-5522. 5-27-64 A. E. Turner



P 557-420-9797 Glen Canyon Unit--C.R.S.P.
NA View of 345-KV area of the switchyard. Electrician is installing tower ground. Contractor: Ets-Hokin and Galvan, Inc., Contract: No. 14-06-D-4429. Specs. No. DC-5750. 5-27-64 A. E. Turner



P 557-420-9822 Glen Canyon Unit--C.R.S.P.
NA Transformers of transformer bank K7A in place on the transformer deck. Contractor: Ets-Hokin and
Galvan, Inc. Contract No. 14-06-D-4429. Specs. No. DC-5750. 6-1-64 F. Finch



P 557-420-9811
NA

Glen Canyon Unit--C.R.S.P.
View southwesterly at Tower No. 1, Station 5+86.7, showing completed tower and stringing. Note self-propelled buggy used for attaching conductor spaners. Contractor: Ets-Hokin and Galvan, Inc. Contract No. 14-06-D-4428. Specs. No. DC-5766. Feature: Glen Canyon-Flagstaff 345-KF Transmission Line. 5-27-64 A. E. Turner



P 557-420-9825
NA

Glen Canyon Unit--C.R.S.P.
View south of east at completed Tower No. 426, Structure No. 93-4, Station 4694+20. Type 11, bolted aluminum, guyed H-frame. Tower manufactured by Reynolds Metals Company, Invitation No. DS-5678, Schedule 3, Item 11. Contractor: Construction Helicopters, Inc. Contract No. 14-06-D-4897. Specs. No. DC-5953. Feature: Experimental Section of Glen Canyon-Shiprock 230-KV Transmission Line.
5-21-64 A. E. Turner



P557-420-9826
NA

Glen Canyon Unit--C.R.S.P.
View south of east at completed Tower No. 430, Structure No. 94-3, Station 4742+30. Type 9, bolted aluminum, guyed V-frame. Tower manufactured by Reynolds Aluminum Co., Invitation No. DS-5678, Schedule 3, Item 9. Contractor: Construction Helicopters, Inc. Contract No. 14-06-D-4897. Specs. No. DC-5953. Feature: Experimental Section of Glen Canyon-Shiprock 230-KV Transmission Line.
5-21-64 A. E. Turner



P 557-420-9827
NA

Glen Canyon Unit--C.R.S.P.
View south of east at completed Tower No. 434, Structure No. 95-3, Station 4789+70. SM-60, bolted, galvanized steel structure, one of which is located at every fifth structure site. Tower manufactured by Creamer Industries under subcontract with Electrical Constructors from whom Bureau purchased four towers for use in special structures section. Contractor: Construction Helicopters, Inc. Contract No. 14-06-D-4897. Specs. No. DC-5953. Feature: Experimantal Section of Glen Canyon-Shiprock 230-KV Transmission Line. 5-21-64 A. E. Turner



P 557-420-9828
NA

Glen Canyon Unit--C.R.S.P.
View southeastward at completed Tower No. 435, Structure No. 95-4, Station 4801+50. Type 5, tubular steel, guyed V-frame. Tower manufactured by Union Metal Manufacturing Co., Inv. No. DS-5812, Schedule 1, Item 1. Contractor: Construction Helicopters, Inc. Contract No. 14-06-D-4897. Specs. No. DC-5953. Feature: Experimental Section of Glen Canyon-Shiprock 230-KV Transmission Line.
5-21-64
A. E. Turner



P 557-420-9829
NA

Glen Canyon Unit--C.R.S.P.
View south of east at completed Tower No. 449, Structure No. 96-4, Station 4860+50. Type 3, structural steel with welded lacing, guyed E-frame. Tower manufactured by Anchor Metals, DS-5678, Schedule 1, Item 3. Contractor: Construction Helicopters, Inc. Contract No. 14-06-D-4897. Specs. No. DC-5953. Feature: Experimental Section of the Glen Canyon-Shiprock 230-KV Transmission Line.
5-21-64
A.E. Turner



P 557-420-9830
NA

Glen Canyon Unit--C.R.S.P.
View south of east at completed Tower No. 446, Structure No. 98-1, Station 4931+50. Type 1, structural steel with welded lacing guyed V-frame. Tower manufactured by Anchor Metals, DS-5678, Schedule 1, Item 1. Contractor: Construction Helicopters, Inc. Contract No. 14-06-D-4897. Specs. No. DS-5953. Feature: Experimental Section of Glen Canyon-Shiprock 230-KV Transmission Line.
5-21-64 A. E. Turner



P 557-420-9831
NA

Glen Canyon Unit--C.R.S.P.
View south of east at completed Tower No. 449, Structure No. 98.4, Station 4969+00. Type 13, bolted structural aluminum. Tower manufactured by Reynolds Metals Co., Inv. No. DS-5678, Schedule 4, Item 13. Contractor: Construction Helicopters, Inc. Contract No. 14-06-D-4897. Specs. No. DC-5953. Feature: Experimental Section of Glen Canyon-Shiprock 230-KV Transmission Line.
5-21-64 A. E. Turner



P 557-420-9832
NA

Glen Canyon Unit--C.R.S.P.
View south of east at completed Tower No. 453, Structure No. 99-4, Station 5017+30. Type 15, bolted aluminum, triangular tower manufactured by Reynolds Metals Co., Inv. No. DS-5678, Schedule 5, Item 15. Contractor: Construction Helicopters, Inc. Contract No. 14-06-D-4897. Specs. No. DC-5953. Feature: Experimental Section of Glen Canyon-Shiprock 230-KV Transmission Line.
A. E. Turner
5-21-64



P 557-420-9833 Glen Canyon Unit--C.R.S.P.
NA View of the dam from upstream. Note that the batch plant has been removed except for minor clean-up.
Contractor: Merritt-Chapman and Scott Corp. Contract No. 14-06-D-2403. Specs. No. DC-4825.
6-3-64
F. Finch



P 557-420-9834
NA

Glen Canyon Unit--C.R.S.P.
Generator No. 1 with thrust bearing oil cooler unit and exciter support installed. Contractor: General Electric Company Contract No. 14-06-D-3876. Invitation No. DS-5522. 6-3-64 F. Finch



P 557-420-9835
NA

Glen Canyon Unit--C.R.S.P.
Erection of rim Tower C3-T1. Towers C1-T1 and C2-T1 have been erected. Contractor: Ets-Hokin and Galvan, Inc. Contract No. 14-06-D-4429. Specs. No. DC-5750.
6-3-64

F. Finch



P 557-420-9836 Glen Canyon Unit--C.R.S.P.
Note three phases of transformer circuit which have been strung between Tower C1-T1 and the transformer take-off bracket. Contractor: Ets-Hokin and Galvan, Inc.
Contract No. 14-06-D-4429. Specs. No. DC-5750.
6-3-64
F. Finch



P 557-420-9847
NA

Glen Canyon Unit--C.R.S.P.
The three 13,800-volt transformers of Transformer Bank K78 under erection in Units 7 and 8 on the transformer deck. Contractor: Ets-Hokin and Galvan, Inc., Contract No. 14-06-D-4429. Specs. No. DC-5750.

6-10-64 A. E. Turner



P 557-420-9848
NA

Glen Canyon Unit--C.R.S.P.
Center Section of lifting beam being placed on shaft of rotor preparatory to moving rotor to its position in Unit 2. Contractor: General Electric Company, Contract No. 14-06-D-3876. Invitation No. DS-5522.

6-10-64
A. E. Turner



P 557-420-9864
NA

Glen Canyon Unit--C.R.S.P.
View of the T1 rim towers on the right canyon rim. Transformer circuit from the switchyard through Tower C1 T1 to the take-off bracket on the transformer deck of the powerplant is complete. Contractor: Ets-Hokin and Galvan, Inc. Contract No. 14-06-D-4429. Specs. No. DC-5750. 6-9-64--Turner



P 557-420-9875
NA

Glen Canyon Unit--C.R.S.P.
Rotor of generator No. 2 being lowered into place by use of the lifting beam and the two 300-ton powerplant cranes. Contractor: General Electric Company, Contract No. 14-06-D-3875. Invitation No. DS-5522.

6-11-64

A. E. Turner



P 557-420-9879
NA

Glen Canyon Unit--C.R.S.P.
Rotor in place on rotor brakes of Generator No. 2. Contractor: General Electric Company, Contract No. 14-06-D-3876. Invitation No. DS-5522.

6-17-64
F. Finch



P 557-420-9880 Glen Canyon Unit--C.R.S.P.
NA View of dam from upstream. Rim towers and switchyard in background. Contractor: Merritt-Chapman
and Scott Corp. Contract No. 14-06-D-2403. Specs. No. DC-4825. 6-17-64 F. Finch



P 557-420-9883 Glen Canyon Unit--C.R.S.P.
NA Conductor and overhead ground wire strung for transformer circuit from Tower C4-T2 to C4-T1. Contractor: Ets-Hokin and Galvan, Inc. Contract No. 14-06-D-4429. Specs. No. DC-5750.
6-17-64 F. Finch



P 557-420-9887
NA

Glen Canyon Unit--C.R.S.P.
View northwesterly showing Tower No. 7 removed from footing at Station 76+30. Right tower footings have been removed and footings for left tower have been drilled preparatory to blasting. Note steel cages for footing stems, at Station 74+80, in background. Air obstruction painting in progress at left. Contractor: Ets-Hokin and Galvan, Inc. Contract No. 14-06-D-4428. Specs. No. DC-5766.
Feature Glen Canyon-Flagstaff 345-KV Transmission. 6-18-64 F. Finch



P 557-420-9893
NA

Glen Canyon Unit--C.R.S.P.
Unit 4 turbine installation. Wicket gate linkages are being installed and the turbine shaft is being aligned. Contractor: Ets-Hokin and Galvan, Inc. Contract No. 14-06-D-4429. Specs. No. DC-5750.
6-24-64 6-24-64 F. Finch



P 557-420-9893 Glen Canyon Unit--C.R.S.P.
NA Unit 4 turbine installation. Wicket gate linkages are being installed and the turbine shaft is being aligned. Contractor: Ets-Hokin and Galvan, Inc. Contract No. 14-06-D-4429. Specs. No. DC-5750.
6-24-64 6-24-64 F. Finch



P 557-420-9892
NA

Glen Canyon Unit--C.R.S.P.
Transformer circuits No. 1 and No. 2 from the rim towers to the takeoff bracket on the transformer deck of the powerplant.
Contractor: Ets-Hokin and Galvan, Inc. Contract No. 14-06-D-4429.
Specs. No. DC-5750. 6-22-64 F. Finch



P 557-420-9894 Glen Canyon Unit--C.R.S.P.
NA The upper bearing bracket has been set in place on the stator of Generator No. 2. Contractor:
General Electric Company, Contract No. 14-06-D-3876. Invitation No. DS-5522. 6-24-64 F. Finch

NA The upper bearing bracket has been set in place on the stator of Generator No. 2. Contractor: General Electric Company, Contract No. 14-06-D-3876. Invitation No. DS-5522. 6-24-64 F. Finch



P 557-420-9895 Glen Canyon Unit--C.R.S.P.
NA General view of the switchyard looking southeast. Contractor: Ets-Hokin and Galvan, Inc. Contract: No. 14-06-D-4429. Specs. No. 14-06-D-4429. Specs. No. DC-5750. 6-24-64 F. Finch



P 557-420-9896
NA

Glen Canyon Unit--C.R.S.P.
Excavation for left abutment service road to dam. Contractor: Merritt-Chapman and Scott Corp.
Contract No. 14-06-D-2403. Specs. No. DC-4825. 6-24-64 F. Finch





d No. 2 from the rim towers to the
ormer deck of the powerplant.
Contract No. 14-06-D-4429.
alvan, Inc. F. Finch
6-22-64



P 557-420-9901 Glen Canyon Unit--C.R.S.P.
NA View through the power plant with Generator No. 2.in foreground. Contractor: General Electric Company, Contract No. 14-06-D-3876. Invitation No. DS-5522. 7-1-64 F. Finch



P 557-420-9898 Glen Canyon Unit--C.R.S.P.
NA Looking upstream at Glen Canyon Dam and Powerplant. Contractor: Merritt-Chapman and Scott Corp.
Contract No. 14-06-D-2403. Specs. No. DC-4825. 6-24-64 F. Finch

d No. 2 from the rim towers to the
ormer deck of the powerplant.
lvan, Inc. Contract No. 14-06-D-4429.
6-22-64 F. Finch

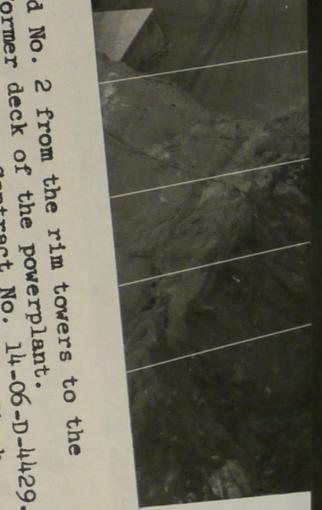



NA
Laminations being stacked on the rotor of Generator No. 3. 7-1-64 F. Finch
Contract No. 14-06-D-3876. Invitation No. DS-5522.



P 557-420-9904
NA

Glen Canyon Unit--C.R.S.P.
View of the bridge, powerplant and dam. Transformer circuits 1, 2 and 3 can be seen from the right rim towers to the take-off bracket on the transformer deck of the powerplant. Contractor: Ets-Hokin and Galvan, Inc. Contract No. 14-06-D-4429. Specs. No. DC-5750. 7-1-64 F. Finch



P 557-420-9903 Glen Canyon Unit--C.R.S.P.
NA Laminations being stacked on the rotor of Generator No. 3. Contractor: General Electric Company.
Contract No. 14-06-D-3876. Invitation No. DS-5522. 7-1-64 F. Finch

Specifications No.: DC-5750



P-557-420-9920

Glen Canyon Unit

KV5A autotransformers in the 345/230-KV area of the switchyard. The two transformers on the left have been required and are being erected.

Contractor: Ets-Hokin and Galvan, Inc.
Contract No.: 14-06-D-147
Specifications No.: DC-5750



P-557-420-9919

Glen Canyon Unit

Setting forms and reinforcing steel for final concrete placement in Unit 8 of the powerplant to elevation 3168.17.

Contractor: Ets-Hokin and Galvan, Inc.
Contract No.: 14-06-D-4429
Specifications No.: DC-5750



P-557-420-9921

Glen Canyon Unit

Two transformers of transformer bank K1A which have just been delivered and set in place in Unit 1 on the transformer deck.

Contractor: Ets-Hokin and Galvan, Inc.
Contract No.: 14-06-D-4429
Specifications No.: DC-5750



P-557-420-9938

Glen Canyon Unit

Transformer bank K7A in Units 7 and 8 of the power-plant with shunt reactors in Unit 7.

Contractor: Ets-Hokin and Galvan, Inc.
Contract No.: 14-06-D-4429
Specifications No.: DC-5750



P-557-420-9943

Glen Canyon Unit

Six shunt reactors under erection on the transformer deck in Unit 7 of the powerplant.

Contractor: Ets-Hokin and Galvan, Inc.
Contract No.: 14-06-D-4429
Specifications No.: DC-5750



P-557-420-9949

Glen Canyon Unit

Control cables for Unit 1 installed under elevated floor of the control room of the powerplant.

Contractor: Pitts-Hokin and Galvan, Inc.
Contract No.: 14-06-[illegible]-1425
Specifications No.: DC-7750



P-557-420-9957

Glen Canyon Unit

View northwestward at TEP 100-100 portal structure No. 7, relocated at Station 24480 showing spacer buggies in place. Preparing to install corona rings at right. Conductor string northward, at left, between Towers 7 and 6. Conductor at right being prepared for stringing.

Contractor: Ets-Hokin and Galvan, Inc.
Contract No : 14-06-D-4428
Specifications No.: DC-5766
Feature: Glen Canyon-Flagstaff 345-KV Transmission Line



P-557-4/20-9958

Glen Canyon Unit

View southeastward at THP 100-100 portal structure No. 7, relocated at Station 74+80. Spacing buggies installing conductor spacers, Right phase between Towers 6 and 7 is strung and in grip. Left phase being prepared for stringing. Aerial obstruction painting practically completed.

Contractor: Ets-Hokin and Galvan, Inc.
Contract No.: 14-06-D-4428
Specifications No.: DC-5766
Feature. Glen Canyon-Flagstaff 345-KV Transmission Line



P-557-420-9964

Glen Canyon Unit

Left abutment service road to dam under construction. Lower section of head tower for Highline No. 1 being dismantled at left center of photograph.

Contractor: Merritt-Chapman and Scott Corp.
Contract No.: 14-06-D-[illegible]403
Specifications No.: DC-4825



P-557-420-9965

Glen Canyon Unit

Completed entry structure of the control cable tunnel at north end of the switchyard.

Contractor: Ets-Hokin and Galvan, Inc.
Contract No.: 14-06-D-4429
Specifications No.: DC-5750



P-557-420-9966 NA
Glen Canyon Unit

Enclosure being placed around the six shunt reactors in Unit Bay 7 on the transformer deck.
July 15, 1964 F. Finch
Contractor: Ets-Hokin and Galvan, Inc.
Contract No.: 14-06-D-4429
Specifications No.: DC-5750



P-557-420-9985

Glen Canyon Unit

Moving the third power transformer to transformer
Bank K1A on the transformer deck of the powerplant.

Contractor: Fs-Hokin and Gulvan, Inc.
Contract No.: 14-06-D-4429
Specifications No.: DC-5750



P-557-420-9989

Glen Canyon Unit

Upstream view of the dam from the right canyon rim.
The reservoir was at elevation 3482.10 at 8:00 a.m.,
on this date.

Contractor: Merritt-Chapman and Scott Corp.
Contract No.: 14-06-D-2403
Specifications No.: DC-4825





P-557-420-9989

Glen Canyon Unit

Upstream view of the dam from the right canyon rim.
The reservoir was at elevation 3482.10 at 8:00 a.m.,
on this date.

Contractor: Merritt-Chapman and Scott Corp.
Contract No.: 14-06-D-2403
Specifications No.: DC-4825



Upst
The res
on this d

Contractor: M
Contract No.: 14
Specifications No.:

Contract No.: 14-06-D-2403
Specifications No.: DC-4825



D-557-420-9990

Glen Canyon Unit

Laying cable from the cable trench into the control tunnel and into the transverse cable trench to the 25-KV yard.

Contractor: Ets-Hokin and Galvan, Inc.
Contract No.: 14-06-D-4429
Specifications No.: DC-5750



P-557-420-9998
Glen Canyon Unit

Unit No. 5 of the powerplant. The turbine head cover is in the pit for temporary alinement.

Contractor: Ets-Hokin and Galvan, Inc.
Contract No.: 14-06-D-4429
Specifications No.: DC-3750



P-557-426-9999

Glen Canyon Unit

Generator No. 2 showing thrust bearing cooling coil atop the upper bearing bracket. Prime coat of paint is complete on housing of Generator No. 1 in background.

Contractor: General Electric Company
Contract No.: 14-06-D-3676
Invitation No.: DS-5522

Invitation No.: DS-5522



P-557-420-10000

Glen Canyon Unit

View of the transformer deck from downstream. Main transformer bank K1A at left and K7A at right. Shunt reactors at left of bank K7A have been enclosed.

Contractor: Ets-Hokin and Galvan, Inc.
Contract No.: 14-06-D-4429
Specifications No.: DC-5750



P-557-420-10007

Glen Canyon Unit

Degassing and dehumidifying operations on the Westinghouse autotransformers in the switchyard.

Contractor: Ets-Hokin Corporation
Contract No.: 14-06-D-4429
Specifications No.: DC-5750



P-557-420-10010

Glen Canyon Unit

Preparing rotor for installation in Unit No. 3.

Contractor: Ets-Hokin and Galvan, Inc.
Contract No.: 14-06-D-1429
Specifications No.: DC-5750



P-557-420-10009

Glen Canyon Unit

Clean-up of contractor's area on East side of dam.

Contractor: Merritt-Chapman and Scott Corp.
Specifications No.: DC-4825



P-557-420-10014

Glen Canyon Unit

Removing steel bulkhead from penstock No. 1 by oxyacetylene burning. Fixed wheel gate in background.

Contractor: Ets-Hokin Corporation
Contract No.: 14-06-D-4429
Specifications No.: DC-5750



P-557-420-10011

Glen Canyon Unit

View through powerplant from Units 7 through 1.
Turbine shaft has been assembled on runner
for Unit No. 5.

Contractor: Ets-Hokin Corporation
Contract No.: 14-06-D-4429
Specifications No.: DC-5750



P-557-420-10020

Glen Canyon Unit

Inside face of Fixed Wheel Gate No. 1. Some water has leaked from the seal at left of gate.

Contractor: Ets-Hokin Corporation
Contract No.: 14-06-D-4429
Specifications No.: DC-5750



P-557-420-10022

Glen Canyon Unit

Main power transformer on special truck about to enter powerplant access tunnel. Another truck is hooked to rear of load for braking through the tunnel.

Contractor: Ets-Hokin Corporation
Contract No.: 14-06-D-4429
Specifications No.: DC-5750



P-557-420-10025

Glen Canyon Unit

Rotor being lowered onto the brake jacks in Generator No. 3.

Contractor: General Electric Company
Contract No.: 14-06-D-3876
Invitation No.: DS-5522



P-557-420-10026

Glen Canyon Unit

Rotor shaft for Generator No. 4 being cleaned before being placed on the erection plate.

Contractor: General Electric Company
Contract No.: 14-06-D-3876
Invitation No.: DS-5522



P-557-420-10074

Glen Canyon Unit

Installation of thrust bearing coolers completed on Generator No. 2.

Contractor: General Electric Company
Contract No.: 14-06-D-3876
Invitation No.: DS-5522



P-557-420-10073

Glen Canyon Unit

View through the powerplant showing Units 7 through 8.

Contractor: Ets-Hokin and Galvan, Inc.
Contract No.: 14-06-D-4429
Specifications No.: DC-5750



P-557-420-10081

Glen Canyon Unit

Grader spreading base course in cut section of right abutment service road to dam.

Contractor: Merritt-Chapman and Scott Corp.
Contract No.: 14-06-D-2403
Specifications No.: DC-4825



P-557-420-10088

Glen Canyon Unit

View through the powerplant from Unit 6 to Unit 1.
The units are in varying stages of completion and
Unit No. 1 is ready for the test run.

Contractor: Ets-Hokin Corporation
Contract No.: 14-06-D-4429
Specifications No.: DC-5750

Invitation No.: DS-5522



P-557-420-10090

Glen Canyon Unit

Stacking of rotor laminations in progress on the rotor of Generator No. 4.

Contractor: General Electric Company
Contract No.: 14-06-D-3876
Invitation No.: DS-5522



P-557-420-10089

Glen Canyon Unit

Installing exciter rotor on No. 2 generator.

Contractor: General Electric Company
Contract No.: 14-06-D-3876
Invitation No.: DS-5522



P-557-420-10091

Glen Canyon Unit

Working on rotor shaft of Generator No. 3.

Contractor: General Electric Company
Contract No.: 14-06-D-3876
Invitation No.: DS-5522



P-557-420-10094

Glen Canyon Unit

View of powerplant and dam from downstream.
Note increase in tailrace water due to bearing
run in No. 1 generator.

Contractor: Ets-Hokin Corporation
Contract No.: 14-06-D-4429
Specifications No.: DC-5750



P-557-420-10097

Glen Canyon Unit

PMG installed on Generator No. 2 and being checked during thrust bearing test.

Contractor: General Electric Company
Contract No.: 14-06-D-3876
Invitation No.: DS-5522



P-557-420-10099

Glen Canyon Unit

Test run in progress in Unit No. 1 in the power-plant. The test started at 9:20 a.m., August 20, 1964.

Contractor: Ets-Hokin Corporation
Contract No.: 14-06-D-4429
Specifications No.: DC-5750



P-557-420-10103

Glen Canyon Unit

Higher water in tailrace during the bearing run of Unit No. 1.

Contractor: Ets-Hokin Corporation
Contract No.: 14-06-D-4429
Specifications No.: DC-5750



P-557-420-10111

Glen Canyon Unit

View through the powerplant with Unit No. 7 in foreground. Turbine runner and shaft ready for installation in Unit No. 5.

Contractor: Ets-Hokin Corporation
Contract No.: 14-06-D-4429
Specifications No.: DC-5750



P-557-420-10113

Glen Canyon Unit

Thrust bearing collar being lowered onto
thrust bearing runner on Generator No. 3.

Contractor: General Electric Company
Contract No.: 14-06-D-3876
Invitation No.: DS-5522

Thrust bearing collar being lowered onto
thrust bearing runner on Generator No. 3.

Contractor: General Electric Company
Contract No.: 14-06-D-3876
Invitation No.: DS-5522



P-557-420-10114

Glen Canyon Unit

View of the top of dam showing left abutment service
road to dam and to left spillway intake structure.

Contractor: Merritt-Chapman and Scott Corp.
Contract No.: 14-06-D-2403
Specifications No.: DC-4825



P-557-420-10118

Glen Canyon Unit

General view of the subcontractor's plant, England Construction Co., Inc., located in the River Terrace aggregate deposit, for producing crushed aggregate chips for the bituminous seal coat on the Page, Arizona, streets. In the center background is the temporary stockpile of the finished product.

Contractor: Nelson Brothers Construction Co.
Contract No.: 14-06-400-3703
Specifications No.: 400C-262



P-557-420-10122

Glen Canyon Unit

Assembly of thrust bearing base plate to upper bearing bracket for Generator No. 4.

Contractor: General Electric Company
Contract No.: 14-06-D-3876
Invitation No.: DS-5522



Glen Canyon Exhibit 10122

Thrust bearing base plate being set on thrust bearing bracket of Generator No. 4.

Contractor: General Electric Company
Contract No.: 14-06-D-3876
Invitation No.: DS-5522



P-557-420-10123

Glen Canyon Unit

Generators Nos. 4 through 1 in the powerplant. Generator No. 1 in background is undergoing tests and Generator No. 2 is ready for testing.

Contractor: General Electric Company
Contract No.: 14-06-D-3876
Invitation No.: DS-5522



P-559-420-10124

Glen Canyon Unit

General view through the powerplant from Unit 7 through Unit 1.

Contractor: Ets-Hokin Corporation
Contract No.: 14-06-D-4429
Specifications No.: DC-5750



P-557-420-10127

Glen Canyon Unit

View through the powerplant at Units 2 through 8.
Generator No. 2 is undergoing the bearing run.

Contractor: Ets-Hokin Corporation
Contract No.: 14-06-D-4429
Specifications No.: DC-5750



P-557-420-10128

Glen Canyon Unit

View into the pit of Unit No. 5 in the powerplant.
Wicket gate linkages are being installed.

Contractor: Ets-Hokir Corporation
Contract No.: 14-06-D-4429
Specifications No.: DC-5750



Glen Canyon Unit

10129

View of switchyard. From left to right, the 345-, 345/230-, and 230-KV areas.

Contractor: Ets-Hokin Corporation
Contract No.: 14-06-D-4429
Specifications No.: DC-5750



Glen Canyon Unit 10137

Cracks in concrete ceiling under transformer deck in Unit Bay 7 of the powerplant caused by excessive heating of the reinforcing steel under the 48MVAR shunt reactors.

Reactors are furnished by General Electric Company under Invitation No. DS-5828, Schedule 4.



P-557-420-10158

Glen Canyon Unit

View northward, Station 5601+00. D8E Caterpillar with dozer clearing right-of-way.

Contractor: Mas-Hokin Corporation
Contract No.: 14-06-D-5237
Specifications No.: DC-6100

Feature: Glen Canyon-Flagstaff 345-KV Transmission Line No. 2.

shunt reactors.

Reactors are furnished by General Electric Company under Invitation No. DS-5828, Schedule 4.



Glen Canyon Unit 10138

View looking north, at the Government beneficiated aggregate stockpile, about 12 miles north of the damsite by roadway, in the North ½ of Sec. 2, R3E, T44S Salt Lake Meridian, Utah. (Ref. Drawing 557-420-1294)

Right foreground - 12216 C.Y. sand
Center and left foreground - 12799 C.Y. No. 4 - 3/4" aggregate
Center and left background - 13523 C.Y. 3/4" - 1½" aggregate

Supplier: Flagstaff Service & Materials Company
Contract No.: 14-06-420-778
Invitation No.: 420-63-6



P-557-420-10159

Glen Canyon Unit

View northwestward from Station 5635+00. Slash piles prepared for burning in foreground. Brushed center line in background. Structure No. 103/4, ITM-55, Station 5587+20 on the Glen Canyon-Flagstaff Line No. 1 in the right center.

Contractor: Ets-Hokin Corporation
Contract No.: 14-06-D-5237
Specifications No.: DC-6100

Feature: Glen Canyon-Flagstaff 345-KV Transmission Line No. 2.



Specifications No.: DC-6100

Feature: Glen Canyon-Flagstaff 345-KV Transmission Line No. 2.



D-557-420-10160

Glen Canyon Unit

View southward from Station 6235+00. Clearing operation completed.

Contractor: Utah-Nokin Corporation
Contract No.: 14-06-D-7237
Specifications No.: DC-6100

Feature: Glen Canyon-Flagstaff 345-KV Transmission Line No. 2.



P-557-420-10165

Glen Canyon Unit

View through the powerplant from Unit 7 through Unit 1. Painting of exposed surfaces of embedded metalwork is in progress in Unit 7.

Contractor: Ets-Hokin Corporation
Contract No.: 14-06-D-4429
Specifications No.: DC-5750

P-557-420-10165

Glen Canyon Unit

View through the powerplant from Unit 7 through Unit 1. Painting of exposed surfaces of embedded metalwork is in progress in Unit 7.

Contractor: Ets-Hokin Corporation
Contract No.: 14-06-D-4429
Specifications No.: DC-5750



P-557-420-10166

Glen Canyon Unit



Glen Canyon Unit P 557-420-10171

Glen Canyon-Flagstaff 345-KV Transmission Line No. 1. View southeastward showing shoo-fly arrangement at Flagstaff Substation area. Structure 124/2, Station 44+20, TM-55 in foreground, Structure 124/3, Station 54+80, TM-55 in background. Shoo-fly structure to left.

Contractor: Ets-Hokin Corporation
Contract No.: 14-06-D-4428
Specifications No.: DC-5766



Glen Canyon Unit 10175

Auger truck being lowered into the penstock backfill area for drilling of test hole near the "C" support coupling in Penstock No. 2.

Contractor: Merritt-Chapman and Scott Corporation
Contract No.: 14-06-D-2403
Specifications No.: DC-4825



Glen Canyon Unit 10181

View of new equipment installed in seismograph station. The old equipment was obsolete and complete new equipment has been installed in the station.



P-557-420-10201

Glen Canyon Unit

View of the left spillway intake structure showing newly installed guardrail in the parking area.

Contractor: Merritt-Chapman and Scott Corporation
Contract No.: 14-06-D-2403
Specifications No.: DC-4825

Contract No.: 14-06-D-2403
Specifications No.: DC-4825



P-557-420-10202

Glen Canyon Unit

View through the powerplant at Units 7 through 1. The stator has just been set in place in Unit No. 5.

Contractor: Ets-Hokin Corporation
Contract No.: 14-06-D-4429
Specifications No.: DC-5[illegible]



Glen Canyon Unit 10210

Distributor, spreader and roller used for seal coating streets in Page.

Contractor: Nelson Brothers Construction Company
Contract No.: 14-06-400-3703
Specifications No.: 4000-362



P-557-420-10211

Glen Canyon Unit

View of Units 7 through 1 of the powerplant. Rotor shaft for Unit No. 5 in foreground.

Contractor: Ets-Hokin Corporation
Contract No.: 14-06-D-4429
Specifications No.: DC-5750



P-557-420-10213

Glen Canyon Unit

Workmen installing aluminum handrailing on Generator No. 1.

Contractor: Ets-Hokin Corporation
Contract No.: 14-06-D-4429
Specifications No.: DC-5750



557-420-10229 NA

Glen Canyon Unit--C.R.S.P.

Aerial view of Glen Canyon Dam and Wahweap basin of Lake Powell.

10-1-64 F. Finch

Contractor: Merritt-Chapman and Scott Corp.

Contract No.: 14-06-D-2403

Specifications No.: DC-4825



P-557-420-10234
Glen Canyon Unit--C.R.S.P.

Rotor for Generator No. 4 being lowered into position

10-28-64 F. Finch
Contractor: General Electric Corporation
Contract No.: 14-06-L-376
Location No.: 23-552



P-557-420-10237
Glen Canyon Unit--C.R.S.P.

Highscalers installing 1½-inch rock bolts on right canyon wall upstream of west skewback of Colorado River Bridge.
10-8-64 F. Finch
Contractor: Merritt-Chapman and Scott Corp.
Contract No.: 14-06-D-2403
Specifications No.: DC-4825



P-557-420-10263

Glen Canyon Unit

Tarust bearing base plate installed and air housing deck plate being installed on Generator No. 4.

Contractor: General Electric Company
Contract No. 14-06-D-3876
Invitation No. DS-5522



Contractor: General Electric Company
Contract No. 14-06-D-3876
Invitation No. DS-5522



P-557-428-10264

Glen Canyon Unit

View through the powerplant with Unit No. 7 in foreground.

Contractor: Ets-Hokin Corporation
Contract No. 14-06-D-4429
Specifications No. DC-5750



P-557-420-10266

Glen Canyon Unit

View of the dam from the lake. Wake of motor boat at left of photograph.

Contractor: Merritt-Chapman and Scott Corp.
Contract No. 14-06-D-2403
Specifications No. DC-4825



P-557-420-10275- NA

Glen Canyon Unit--C.R.S.P.

View of the top of the dam from the right side. Right and left abutment service roads can be seen in foreground and in background.

10-15-64 F. Finch

Contractor: Merritt-Chapman and Scott Corp.

Contract No.: 14-06-D-2403

Specifications No.: DC-4825



P-557-420-10275- NA
Glen Canyon Unit--C.R.S.P.

View of the top of the dam from the right side. Right and left abutment service roads can be seen in foreground and in background.
10-15-64 F. Finch
Contractor: Merritt-Chapman and Scott Corp.
Contract No.: 14-06-D-2403
Specifications No.: DC-4825

on the right abutment walkway bridge.

10-17-64
Contractor: Ets-Hokin Corporation -- F. Finch
Contract No.: 14-06-D-4429
Specifications No.: DC-5750



P-557-420-10278
Glen Canyon Unit--C.R.S.P. NA

Reactor bank in Unit 8 under erection with aluminum shields placed under bases.

10-16-64 F. Finch
Contractor: Ets-Hokin Corporation
Contract No.: 14-06-D-4429
Specifications No.: DC-5750



P-557-420-10277 NA

Glen Canyon Unit--C.R.S.P.

Structural steel frames for support of the canopy on the right abutment walkway bridge.

10-17-64
Contractor: Mts-Pakin Corporation .. F. Finch
Contract No.: 14-06-D-4429
Specifications No.: DC-5750



P-557-420-10279

Glen Canyon Unit

View of the four rim towers with the switchyard in the background.

Contractor: Ets-Hokin Corporation
Contract No. 14-06-D-4429
Specifications No. DC-5750

Contract No. 14-06-D-3876
Invitation No. DS-5522



P-557-420-10282

Glen Canyon Unit

Pit of Unit No. 6 with turbine head cover, runner and guide bearing bracket at side of pit. Wicket gates in foreground.

Contractor: Ets-Hokin Corporation
Contract No. 14-06-D-4429
Specification No. DC-5750



P 557-420-10283 Glen Canyon Unit, Colorado River Storage Project, Arizona-Utah.
NA Up shot on rim tower C1-T1. F. S. Finch



P-557-420-10281

Glen Canyon Unit

Electrical connections are being made at the joints of the stator of Generator No. 5.

Contractor: General Electric Company
Contract No. 14-06-D-3876
Invitation No. DS-5522



P 557-420-10284 Glen Canyon Unit, Colorado River Storage Project, Arizona-Utah.
NA Up shot on rim tower C1-T1. 10-20-64 F. S. Finch



P 557-420-10285 Glen Canyon Unit, Colorado River Storage Project, Arizona-Utah. Rim
NA tower C1-T1 with Glen Canyon Bridge in background. 10-20-64 F. S. Finch



557-420-10286 Glen Canyon Unit, Colorado River Storage Project, Arizona-Utah.
Rim tower C4-T1, showing conductors from transformers going across canyon. 10-20-64 F. S. Finch



P 557-420-10287 Glen Canyon Unit, Colorado River Storage Project, Arizona-Utah.
Up shot on Rim Towers C3-T1, C2-T1, and C1-T1. 10-20-64 F. S. Finch



P 557-420-10288 Glen Canyon Unit--Colorado River Storage Project, Arizona-Utah.
NA Looking down on Glen Canyon Dam, Bridge, and Powerplant. Note rim towers on west canyon rim.
10-21-64 10-21-64 F. Finch



P-557-420-10292 NA
Glen Canyon Unit--C.R.S.P.

Aerial view of Lake Powell, Glen Canyon Dam and appurtenant works with a portion of the town of Page at upper left. 10-21-64 F. Finch



P 557-420-10301
NA

Glen Canyon Unit, Colorado River Storage Project, Arizona-Utah.
Rim towers C3-T1, C2-T1, and C1-T1 as seen from Glen Canyon Bridge.
10-20-64

F. S. Finch



P-557-420-10307 NA
Glen Canyon Unit--C.R.S.P.

Aerial view of switchyard with right rim towers at left.
10-27-64 F. Finch
Contractor: Ets-Hokin Corporation
Contract No.: 14-06-D-4429
Specifications No.: DC-5750

P 557-420-10305 Glen Canyon Unit, Colorado River Storage Project, Arizona-Utah. Lo
NA Looking across rim towers to Glen Canyon Dam and Bridge. 10-27-64 F. Finch



P 557-420-10306 Glen Canyon Unit, Colorado River Storage Project, Arizona-Utah.
NA Looking west across canyon to switchyard. 10-27-64 F. S. Finch



P 557-420-10305 Glen Canyon Unit, Colorado River Storage Project, Arizona-Utah. Lo
NA Looking across rim towers to Glen Canyon Dam and Bridge. 10-27-64 F. Finch



P 557-420-10314 Glen Canyon Unit, Colorado River Storage Project, Arizona-Utah.
NA C2-T1 tower with Glen Canyon Bridge in background. Conductors going down to transformers. 10-26-64 F. S. Finch



P 557-420-10315 Glen Canyon Unit, Colorado River Storage Project, Arizona-Utah.
C3-T1 Rim Tower with Glen Canyon Dam and Bridge at right.
10-26-64 F. S. Finch



P 557-420-10316 Glen Canyon Unit, Colorado River Storage Project, Arizona-Utah,
C2-T1 Rim Tower as seen from switchyard. 10-26-64 F. S. Finch

P 557-420-10317 Glen Canyon Unit, Colorado River Storage Project, Arizona-Utah.
Rim towers C1-T1, C2-T1, and C3-T1 with Glen Canyon Dam and Bridge at right.
10-26-64
F. S. Finch



P-557-420-10318 NA
Glen Canyon Unit--C.R.S.P.

View through the powerplant at Units 7 through 1. Turbine runner and guide bearing in foreground of Unit 6 with wicket gates in background.
10-28-64 F. Finch
Contractor: Ets-Kuhn Corporation
Contract No.: 14-06-D-4129
Specifications No.: DC-5750



P-557-420-10318 NA
Glen Canyon Unit--C.R.S.P.

View through the powerplant at Units 7 through 1. Turbine runner and guide bearing in foreground of Unit 6 with wicket gates in background.
10-28-64 F. Finch
Contractor: Ets-Hokin Corporation
Contract No.: 14-06-D-4429
Specifications No.: DC-5750



P-557-420-10319
Glen Canyon Unit--C.R.S.P.

View of S-2 stairs and walkway between Generators Nos. 1 and 2.
10-28-64
Contractor: Ets-Hokin Corporation
Contract No.: 14-06-D-4429
Specifications No.: DC-4750

F. Finch



P-557-420-10320
Glen Canyon Unit--C.R.S.P.

Boring rig in place in Unit 6. The lower stationary seal ring seat has been bored and the seal ring pressed in place and machined.
10-28-64 F. Finch
Contractor: Ets-Hokin Corporation
Contract No.: 14-06-D-4139
Specifications No.: IC-5750



P557-420-10332 NA
Glen Canyon Unit--C.R.S.P. --Transmission Division.

View northward. Structure No. 0/2, Station 9+13.4 BK equals 9+04.4 AHD., Type TL-50. Structure No. 0/1, Station 4+83.4, Type TL-50 in lower right corner.
10-30-64 F. Finch
Contractor: Construction Helicopters, Inc.
Contract No.: 14-06-D-5043
Specifications No.: DC-6030

Feature: Glen Canyon-Page 138-KV Transmission Line



P557-420-10333 NA
Glen Canyon Unit--C.R.S.P.--Transmission Division

View northeastward. Structure No. 0/7, Station 41+02.4, Type 3AB.

Contractor: Construction Helicopters, Inc.
Contract No.: 14-06-D-5043
Specifications No.: DC-6030
10-30-64 F. Finch
Feature: Glen Canyon-Page 138-KV Transmission Line.



P557-420-10334 NA
Glen Canyon Unit--C.R.S.P.--Transmission Division

View Southeastward. Structure No. 1/5, Station 94+00, Type HS. Structure 1/6, Station 99+98, Type 3A to right of center. Glen Canyon-Shiprock 230-KV line in background.
10-30-64 F. Finch
Contractor: Construction Helicopters, Inc.
Contract No.: 14-06-D-5043
Specifications No.: DC-6030



P557-420-10335 NA
Glen Canyon Unit --C.R.S.P.--Transmission Division

View northeastward, Structure No. 2/3, Station No. 120+96.3, Type 3T. A section of the City of Page and Page water tower in background. Glen Canyon-Shiprock 230-KV line to right.
F. Finch
10-30-64
Contractor: Construction Helicopters, Inc.
Contract No.: 14-06-D-5043
Specifications No.: DC-6030

Feature: Glen Canyon-Page 138-KV Transmission Line



Glen Canyon Unit 10340

View of transformer deck at downstream face of powerplant.

together.
11-4-64 F. Finch
Contractor: General Electric Company
Contract No.: 14-06-D-3876
Invitation No.: DS-5342



Glen Canyon Unit 10342

Turbine parts for Unit No. 6. Workmen measuring diameter of upper wearing ring on runner.



P557-420-10341 NA
Glen Canyon Unit

Stator sections of Unit No. 5 being bolted together.
11-4-64 F. Finch
Contractor: General Electric Company
Contract No.: 14-06-D-3876
Invitation No.: DS-5[illegible]



Glen Canyon Unit

10343

View through powerplant with Unit No. 1 in foreground. Rotor for Generator Unit No. 5 being assembled in Service Bay in background.



P557-420-10354 NA
Glen Canyon Unit

Top plates are being installed on thrust bearing cooling tubes on Generator No. 4
--11-12-64 F. Finch
Contractor: General Electric Company
Contract No.: 14-06-D-3876
Invitation No.: DC-5527



P-557-420-10346 NA
Glen Canyon Unit

Looking down on powerplant and parking area.
11-5-64 F. Finch
Contractor: Ets-Hokin Corporation
Contract No.: 14-06-[illegible]-4429
Specification No.: [illegible]-5750



P 557-420-10354- Glen Canyon Unit--C.R.S.P.
NA View of Generator Unit No. 4 showing thrust bearing oil coolers installed. 11-12-64 F. Finch



P 557-420-10356- Glen Canyon Unit--C.R.S.P.
NA View across transformer deck toward right abutment. Workmen install transformer deck toward right abutment. Workmen install 345-KV bushing in transformer No. 3 in the K3A bank. 11-12-64 F. Finch



P-557-420-10357 NA
Glen Canyon Unit

Lowering high voltage bushing into transformer K3A1.
11-12-64 F. Finch
Contractor: Ets-Pokin Corporation
Contract No.: 14-06-D-429
Specifications No.: DC-5750



P-557-420-10365 NA
Glen Canyon Unit

View through the switchyard with relay towers in background. The left tower is 260 feet high and belongs to Arizona Public Service Company. U.S.B.R. tower on right is 400 feet high. 11-17-64 F. Finch



Glen Canyon Unit 10368

General view through the powerplant from Unit 7 through Unit 1.

Contractor: Ets-Hokin Corporation
Contract No.: 14-06-D-4429
Specifications No.: DC-5750

Glen Canyon Unit 10369

Inside stator section of Unit No. 5. Centering of the stator is being checked.

Contractor: General Electric Company
Contract No.: 14-06-D-3876
Invitation No.: DS-5522



Glen Canyon Unit 10370

Looking into the pit in Unit 6. Wicket gates have been installed and the runner and turbine shaft have been installed.

Contractor: Ets-Hokin Corporation
Contract No.: 14-06-D-4429
Specifications No.: DC-5750



Glen Canyon Unit 10369

Inside stator section of Unit No. 5. Centering of the stator is being checked.

Contractor: General Electric Company
Contract No.: 14-06-D-3876
Invitation No.. DS-5522





P 557-420-10374- Glen Canyon Unit--C.R.S.P.
NA View of the Rotor 7 stator for Generator No. 5. Connections between the pole pieces are being made. Contractor: General Electric Company, Contract No. 14-06-D-3876, Invitation No. DS-5522.
12-2-64
F. Finch



P 557-420-10375 Glen Canyon Unit--C.R.S.P.
NA View through the power plant at Units 7 through 1. The runner and turbine head cover halves for Unit 7 at lower right. Contractor: Ets-Hokin Corporation, Contract No. 14-06-D-4429. Specs. No. DC-5750. 12-2-64 F. Finch



for Unit 7 at lower right. Contractor: Ets-Hokin Corporation, Contract No. 14-06-D-4429.
Specs. No. DC-5750.
12-2-64 F. Finch



P 557-420-10376 Glen Canyon Unit--C.R.S.P.
NA View into the pit of Unit 6 at the turbine shaft, operating ring and wicket gate linkages.
Contractor: Ets-Hokin Corporation, Contract No. 14-06-D-4429. Specs. No. DC-5750.
12-2-64 F. Finch



P 557-420-10385 Glen Canyon Unit--C.R.S.P.
NA One section of the stator of Generator No. 6 set on the sole plates. The other two sections have also been placed. Contractor: General Electric Company, Contract No. 14-06-D-3876, Invitation No. DS-5522.
12-9-64 F. Finch



P 557-420-10387 Glen Canyon Unit--C.R.S.P.
NA The rotor being installed in Unit 5 by use of the lifting beam and the two 300-ton power plant cranes. Contractor: General Electric Company, Contract No. 14-06-D-3876. Invitation No. DS-5522.
12-8-64 F. Finch

Invitation No. DS-5522. 12-8-64 F. Finch



P 557-420-10388 Glen Canyon Unit--C.R.S.P.
NA Working on the exciter and wiring terminations on Generator No. 4. Contractor: General Electric Company, Contract No. 14-06-D-3876. Invitation No. DS-5522. 12-9-64 F. Finch



P 557-420-10389 Glen Canyon Unit--C.R.S.P.
NA Rotor for Generator No. 5 being set in place by use of the lifting beam and the two 300-ton power plant cranes. Contractor: General Electric Company, Contract No. 14-06-D-3876. Invitation No. DS-5522. 12-8-64 F. Finch



P 557-420-10390 Glen Canyon Unit--C.R.S.P.
NA View of Generators 5 through 1. The rotor has been set in place in Generator No. 5. Contractor: General Electric Company, Contract No. 14-06-D-3876. Invitation No. DS-5522 12-9-64 F. Finch



P 557-420-10392
NA

Glen Canyon Unit--C.R.S.P.
Lights and suspended ceiling being installed in the control room of the power plant. Contractor: Ets-Hokin Corporation, Contract No. 14-06-D-4429. Specs. No. DC-5750. 12-9-64 F. Finch



P 557-420-10403 Glen Canyon Unit--C.R.S.P.
NA View of Units 6 through 8 in the power plant. Rotor shaft and spider for Unit No. 6 in background. Contractor: Ets-Hokin Corporation, Contract No. 14-06-D-4429. Specs. No. DC-5750.
12-16-64 F. Finch



P 557-420-10407- Glen Canyon Unit--C.R.S.P.
NA Aluminum shielding under reactor bank in Unit 8 being modified to make it continuous under the three stacks of reactors. Contractor: Ets-Hokin Corporation. Contract No. 14-06-D-4429. Specs. No. DC-5750.
12-17-64 F. Finch



P-557-420-10415 NA
Glen Canyon Unit--C.R.S.P.

View of Generators 1, 2 and 3 all three of which are generating power.
12-23-64 F. Finch
Contractor: General Electric Company
Contract No.: 14-06-D-3876
Invitation No.: DS-5522



P-557-420-10416- NA
Glen Canyon Unit--C.R.S.P.
5
View of generators 4 through 1. Generator No. 4, second back
in foreground, is scheduled for operation in
February 1965. Internal wiring is being installed
and clean-up is in progress.
12-23-64 F. Finch
Contractor: General Electric Company
Contract No.: 14-06-D-3876
Invitation No.: DS-5522



P-557-420-10417- NA
Glen Canyon Unit--C.R.S.P.

View through the powerplant at Units 7 through 1. Doweling of the turbine head cover is in progress in Unit 7, in foreground.
12-23-64 F. Finch

Contractor: Ets-Hokin Corporation
Contract No.: 14-06-D-4429
Specifications No.: DC-5750



P-557-420-10418 NA
Glen Canyon Unit--C.R.S.P.

View through the powerplant at Units 6 through 1. The stator in the foreground, Unit 6, is being centered and leveled.
12-30-64 F. Finch
Contractor: General Electric Company



P 557-420-10419 Glen Canyon Unit--C.R.S.P.
NA View of the power plant from downstream. Higher water than usual in the tailrace is the result of increased flow to the reservoir which is being passed through Units 1, 2 and 3 and Outlet Gate No. 2. Contractor: Ets-Hokin Corporation, Contract No. 14-06-D-4429. Specs. No. DS-5750.
Gate N
12-30-64 F. Finch



P-557-420-10419- NA
Glen Canyon Unit--C.R.S.P.

View of the powerplant from downstream. Higher water than usual in the tailrace is the result of increased inflow to the reservoir which is being passed through Units 1, 2 and 3 and Outlet Gate No. 2.
12-30-64 F. Finch
Contractor: Ets-Hokin Corporation
Contract No.: 14-06-D-4429
Specifications No.: DC-5750